

**Starting with Soil:
How our CIL Youth
Program is
Growing**

Samantha Nevins (she/her),
Executive Director

Jordan Hayes (she/her),
Peer Mentor

**Disability
Rights &
Resources**
*Fighting for Justice
Advancing Independence*



An empty flower bed

- At our CIL, we often do outreach events at local high schools.
- We found that more questions came from parents or guardians than youth themselves
- We recognized that we needed to cultivate our own space for youth with disabilities to grow...





Our Vision

1

Peer Growth

2


Program Growth

3

Personal Growth



Our Doubts

- Low interest
 - IL Skills training space
 - Consumer engagement
- 

Our Hopes


- Several consumers registered and returned week after week. In our second year of the program, we reached participant capacity for our staff of 7.
- We made several recipes over the course of the program, just with some more creative swaps and small appliances.
- Youth with disabilities took in all the information about the history of the IL movement, asked questions about their rights, and had difficult conversations around disability Pride and how they felt about their disabilities.



Think, Pair, Peer Share:

Find a partner in the room to discuss the following questions with. You will have the opportunity to share your pair discussions with the group.

1. What doubts do you have about implementing a youth peer support program in your area?
2. What collaborative opportunities are available at your CIL to address these doubts? What community resources or partners present opportunities?




Think, Pair & Peer Share:

3. What topics or skills do you think should be included in a youth-age program? Why?

4. Can you think of a peer support experience from your youth that you would like to share? Where and when did this happen?

5. How do you support a young person with a disability who is having difficulty exercising self determination or speaking up for themselves?



Growth stages



Brainstorming



Planning

Growth stages



Outreach



Beginning

Sol Content

The Summer of Independent Living Program highlights 3 core services to share with youth:

- Independent Living Skills Training
- Support
- Advocacy



SolL Content- Independent Living Skills Training

The IL skills of focus for the summer program include:

- grocery shopping
- cooking
- cleaning
- independently using public transportation.

For one session in our first Summer of IL, a participant exclaimed looking over a stack of pancakes he made independently that he was proud of himself. The other participants congratulated him and shared their own exclamations of new things they were doing in the session.



SoIL Content- Peer Support

We created the Summer of Independent Living to intentionally give space away from parents, family members, and teachers to surround themselves with peers.

We made space for discussions around:

- Disability Pride
- Presumed competence
- Disability Identity
- Self-determination



Sol Content- Advocacy

We collaborated with our Advocacy Director to create a youth “Know your Rights” presentation covering:

- Section 504 of the Rehabilitation Act
- the Americans with Disabilities Act
- Fair Housing Act

We covered accommodations, modifications, and discrimination with the group.



Still Growing

We just finished our second year of SolL this August and participation grew from the first year. We are planning to continue SolL for many years to come and have an ever-growing binder of recipe guides, presentation materials, goal setting activities, and more to fill our summer days!

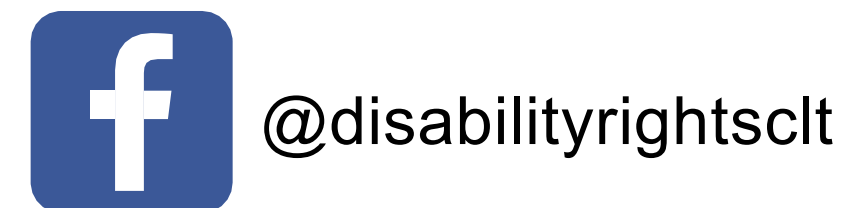


Questions?

704-537-05550

samanthanevins@disability-rights.org

jordanhayes@disability-rights.org





Keep Going
& Keep
Growing!